


The UPM Market Informer

Monthly Market Intelligence for Customers of United Performance Metals

May 2015

United Performance Metals Launches a Redesigned, Mobile-Friendly Website at www.upmet.com



United Performance Metals introduces a redesigned website www.upmet.com.

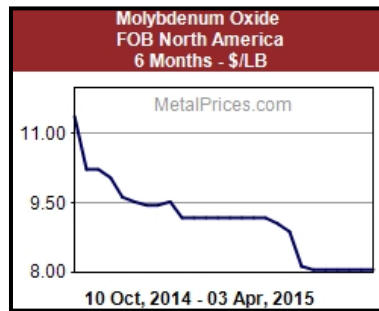
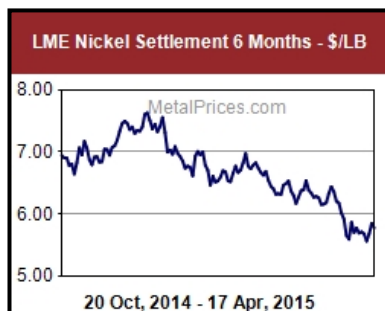
The updated website provides a mobile friendly user experience for visitors, with quick access to the entire United Performance Metals product catalog.

The product catalog provides immediate search and quote access and comprehensive technical information. Online quoting, Live Chat and a customer document portal provide multiple avenues for visitors to engage with the website.

A complete list of industry certifications, detailed processing capabilities and market-driven application briefs further enrich the visitor experience.

In This Issue

- New Website for United Performance Metals
- Social Media
- May Surcharge Update
- Mill Lead Times
- US Manufacturing PMI
- May Tradeshows
- Steel Safety Day



Social Media & You

United Performance Metals utilizes social media to inform our customers and web visitors of the many ways we support our community. Read our latest **Blog** stories, **Facebook**, **Google +**, **Twitter** and **Linked In** posts to learn more.

View past issues of the UPM Market Informer: upmet.com/resources/market-informer/archive


Upcoming Tradeshows

Visit Our Booth at these Industry Tradeshows:

- 5/4 Offshore Technology Conference—Houston, TX—Visit UPM at Booth #8505
- 5/11 Titanium Europe—United Kingdom—Visit Vulcanium in Kiosk #27

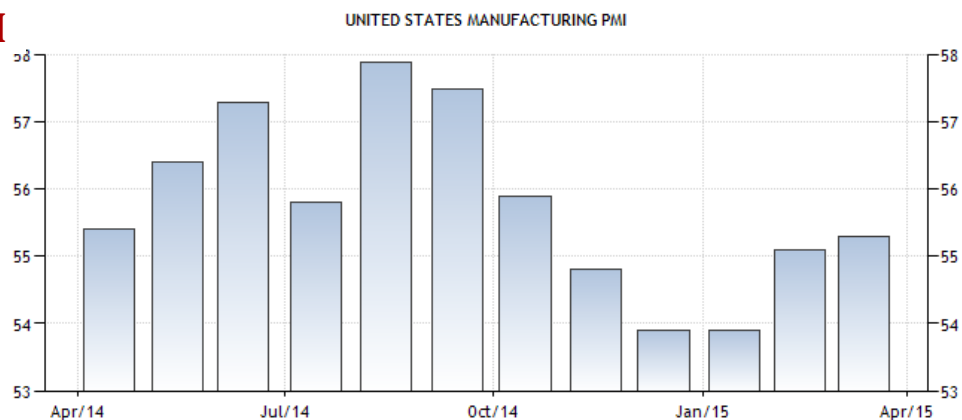
Find Useful Resources at the Following Events:

- 5/5 International Stainless Steel Congress & Fair—Czech Republic
- 5/6 Del Mar Electronics & Design Show—San Diego, CA
- 5/6 Design 2 Part—Schaumburg, IL
- 5/11 AeroMat—Long Beach, CA
- 5/12 Eastec—West Springfield, MA
- 5/14 Power-Gen India & Central Asia—New Delhi, India
- 5/20 Design 2 Part—Santa Clara, CA



US Manufacturing PMI

Manufacturing PMI in the United States increased to 54.20 in April of 2015 from 55.70 in March of 2015. Manufacturing PMI in the United States averaged 54.24 from 2012 until 2015, reaching an all time high of 57.90 in August of 2014 and a record low of 51 in November of 2012. *Source: Trading Economics*



SOURCE: WWW.TRADINGECONOMICS.COM | MARKET ECONOMICS

Steel Safety Day 2015

Tuesday April 28th is Steel Safety Day. United Performance Metals underwent a detailed audit at each of its locations; Ohio, California, and Texas. UPM also marked the day by celebrating one year without a lost time accident in the Hamilton Facility. To learn more about the focus areas of our audit and the purpose of Steel Safety Day, please follow the link below to an informative video. Congratulations and many thanks to all for establishing and maintaining a safe work environment at United Performance Metals.



safetyDay

<http://bit.ly/1HxisHO>



Stainless Steel & Cobalt Alloy Surcharge Totals
February 2015—May 2015
High Temp Surcharge Totals
February 2015—July 2015

Grades	Feb	Mar	Apr	May	June	July
15-5	0.5028	0.4495	0.4311	0.4128	*	*
15-7	0.7309	0.6700	0.6235	0.5883	*	*
17-4	0.4898	0.4346	0.4198	0.4048	*	*
17-7	0.6477	0.5955	0.5613	0.5184	*	*
18SR	0.2445	0.2013	0.1935	0.1914	*	*
201	0.4928	0.4462	0.4228	0.3934	*	*
301 7.0%	0.6462	0.5945	0.5608	0.5188	*	*
302/304/304L	0.7038	0.6506	0.6134	0.5659	*	*
304-8.5%	0.7319	0.6782	0.6391	0.5887	*	*
305	0.9334	0.8757	0.8234	0.7530	*	*
309	0.9630	0.9052	0.8529	0.7820	*	*
310	1.3741	1.3085	1.2297	1.1188	*	*
316/316L	0.9449	0.8701	0.8202	0.7649	*	*
317L	1.0909	1.0051	0.9491	0.8895	*	*
321	0.7514	0.6972	0.6563	0.6030	*	*
347	1.0190	0.9649	0.9241	0.8708	*	*
409/409 Mod	0.1916	0.1476	0.1408	0.1395	*	*
410/410S	0.1982	0.1540	0.1472	0.1458	*	*
430	0.2363	0.1921	0.1851	0.1832	*	*
434	0.2908	0.2394	0.2304	0.2298	*	*
439	0.2443	0.2003	0.1934	0.1913	*	*
440A	0.2363	0.1921	0.1851	0.1832	*	*
2205	0.8033	0.7245	0.6900	0.6620	*	*
2507	0.8599	0.7799	0.7425	*	*	*
20	2.4911	2.4627	2.4885	2.2740	2.1786	2.0408
263	5.4841	5.3508	5.3868	5.0693	4.8541	4.4188
276	5.9081	5.8131	5.8284	5.4954	5.2299	5.0069
A286	1.6852	1.6621	1.6857	1.5362	1.4611	1.3558
330	2.1918	2.1727	2.2115	1.9944	1.9228	1.7719
400	4.1084	4.0801	4.1106	3.6245	3.5251	3.2886
600	4.3779	4.3518	4.4342	3.9830	3.8800	3.5704
601	3.7453	3.7231	3.7898	3.4191	3.3261	3.0717
625	5.9882	5.9282	5.9674	5.6161	5.4314	5.1938
718	5.6714	5.6361	5.6828	5.3735	5.2544	5.0428
X-750	4.8771	4.8517	4.9317	4.4929	4.3917	4.0906
800H/HT	1.9994	1.9814	2.0148	1.8255	1.7564	1.6245
825	2.8085	2.7751	2.8056	2.5663	2.4564	2.2973
HX	3.8182	3.7574	3.7827	3.5066	3.3298	3.1370
188	7.3200	6.8200	6.3100	*	*	*
L-605	8.0600	7.5400	6.9700	*	*	*

*Surcharge currently not available

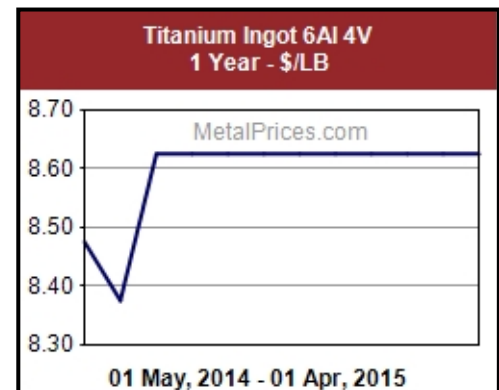
Rig Count Overview & Summary Count Source: Baker Hughes

Area	Last Count	Count	Change From 2014
U.S.	April 17, 2015	954	-877
Canada	April 17, 2015	80	-119
International	March, 2015	1251	-94



Titanium Surcharge Update Source: ATI Specialty Metals

Titanium Alloy	Standard Surcharge Q2, 2015		
	Bar	Billet	Flat
ATI 6-2-4-2 Alloy	\$6.24	\$5.69	\$6.24
ATI 6-4 Alloy	\$5.15	\$4.69	\$5.15
ATI 6-4 ELI Alloy	\$5.15	\$4.69	\$5.15
ATI CP Grade 1	\$4.94	\$4.50	\$4.94
ATI CP Grade 2	\$3.70	\$3.37	\$3.70
ATI CP Grade 4	\$3.70	\$3.37	\$3.70



Mill Lead Times

Stainless cold rolled - 6 weeks
 Stainless plate - 12 weeks
 Nickel cold rolled - 18 weeks
 Nickel plate - 14 weeks



Responsive Website ?

Is your company website mobile-friendly? As of April 21, Google made a significant change in the way it ranks responsive websites. Company sites that are not only pc minded but mobile minded will rank above those who are not. Websites must load quickly on mobile devices and content must be vertically scrollable—without having to swipe to the left or right. Google's mobile standard may relegate some non-responsive sites to the back pages of search results. Are you ready?